





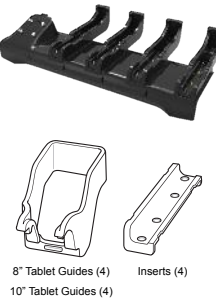

ET5X Accessories





NOTE: This document is only for general reference. Solution Builder and related PMBs should be used for product availability, pricing, and final solution selection.



**Cradles/Charging**

Part Number	Picture	Description	Notes	Required Items
CRD-ET5X-1SCOM1		Single Slot Communication Dock/Cradle - Standard Connector	<ul style="list-style-type: none"> <li>►Provides charging</li> <li>►Provides one HDMI, one Ethernet, and three USB 3.0 ports</li> <li>►Ethernet modes 10/100/1000Mb via USB 2.0 to Ethernet adapter in dock.</li> <li>►HDMI v1.4a, up to 1920x1080px, 60Hz. Recommend using shielded HDMI cable.</li> <li>►USB ports can provide 900 mA max current on each port - will NOT power DS3508-ER/DS3608-ER scanners.</li> <li>►Does NOT charge spare battery.</li> <li>►Compatible with both 8" and 10" tablets.</li> <li>►Has standard 40-pin connector.</li> <li>►Not compatible with devices using Rugged Frame with Rugged I/O port (SG-ET5X-8RCSE1)</li> <li>►Includes shim which should be used with devices without the Rugged Frame (SG-ET5X-8CSE1-01/SG-ET5X-10CSE1-01) attached.</li> <li>►Dock must be powered with Power Supply for any of the ports to be operational.</li> <li>►Dock will power down when tablet is removed or shut down.</li> </ul>	<ul style="list-style-type: none"> <li>►Power Supply (PWR-BGA12V50W0WW and CBL-DC-388A1-01)</li> <li>►AC Line Cord (23844-00-00R).</li> </ul>
CRD-ET5X-1SCOM1R		Single Slot Communication Dock/Cradle - Rugged Connector	<ul style="list-style-type: none"> <li>►Provides charging</li> <li>►Provides one HDMI, one Ethernet, and three USB 3.0 ports</li> <li>►Ethernet modes 10/100/1000Mb via USB 2.0 to Ethernet adapter in dock.</li> <li>►HDMI v1.4a, up to 1920x1080px, 60Hz. Recommend using shielded HDMI cable.</li> <li>►USB ports can provide 900 mA max current on each port - will NOT power DS3508-ER/DS3608-ER scanner.</li> <li>►Does NOT charge spare battery.</li> <li>►Compatible with both 8" and 10" tablets.</li> <li>►Has Rugged POGO pin connector. Not compatible with devices without Rugged Frame and rugged I/O port.</li> <li>►Dock must be powered with Power Supply for any of the ports to be operational.</li> <li>►Dock will power down when tablet is removed or shut down.</li> </ul>	<ul style="list-style-type: none"> <li>►Power Supply (PWR-BGA12V50W0WW and CBL-DC-388A1-01)</li> <li>►AC Line Cord (23844-00-00R).</li> <li>►ET5X must use Rugged Frame w/Rugged I/O connector (SG-ET5X-8RCSE1-02 or SG-ET5X-10RCSE1-01)</li> </ul>



<p>(3rd party)</p>		<p>Desktop Dock for Retail use</p>	<ul style="list-style-type: none"> <li>▶Multiple orientations allows for integrated use,enhancing the sales or presentation experience. <ul style="list-style-type: none"> <li>– Rotate to portrait or landscape orientation</li> <li>– Swivel rotation from 180° to 0 to 180°</li> <li>– Tilt 90° for ‘table top’ orientation</li> </ul> </li> <li>▶Quick release with integrated hand strap behind case — allows easy, single-hand hold or carry.</li> <li>▶Proprietary connection feature both secures and powers the tablet, making it simple and easy to set up.</li> <li>▶Turns tablets into fully functional workstations with multiple USB 2.0 inputs allowing for: multi screen set-up, keyboard, mouse, Ethernet (RJ45) for network integrations.</li> <li>▶Enterprise Tablet Case keeps the tablet secure and protected while being fully integrated — no external wires for locking, docking and connectivity.</li> <li>▶Protects screen, buttons and connectors against drops, falls, and wear and-tear from extensive use.</li> <li>▶Easy Release RFID Card Locking Technology Unlocks with one swipe of a card for single hand release.</li> <li>▶Auto-locks when inserted into base, so tablet is always secure and charging.</li> </ul>	
<p>CRD-ET5X-1SCG1</p>		<p>Single Slot Charge-Only Dock/Cradle</p>	<ul style="list-style-type: none"> <li>▶Provides charging</li> <li>▶Does NOT charge spare battery.</li> <li>▶Compatible with both 8" and 10" tablets.</li> <li>▶Connects to charging contacts on bottom of tablet.</li> <li>▶Compatible with devices with or without Rugged Frames</li> <li>▶Includes shim which should be used with devices without the Rugged Frame attached.</li> </ul>	<ul style="list-style-type: none"> <li>▶Power Supply (PWR-BGA12V50W0WWW and CBL-DC-388A1-01)</li> <li>▶AC Line Cord (23844-00-00R).</li> </ul>
<p>CRD-ET5X-SE4CO1-01</p>	 <p>8" Tablet Guides (4)    Inserts (4) 10" Tablet Guides (4)</p>	<p>Four Slot Charge-Only ShareCradle</p>	<ul style="list-style-type: none"> <li>▶Provides charging</li> <li>▶Does NOT charge spare battery.</li> <li>▶Compatible with both 8" and 10" tablets. Includes 4 tablet guides for 8" and 10" ET5X units.</li> <li>▶Connects to charging contacts on bottom of tablet.</li> <li>▶Compatible with devices with or without Rugged Frames and also supports devices with or without Expansion Backs. Includes 4 shims/inserts to be used with ET5X units without the Rugged Frame.</li> <li>▶Includes adapter cup in far left position for optional 4-Slot PowerPack battery charger (SAC-ET5X-4PPK1-01)</li> <li>▶NOTE: PWR-BGA12V108W0WWW / PWRS-14000-241R power supply will only charge four ET5x units. Separate PWR-BGA12V50W0WWW / PWRS-14000-148C power supply required to power Four-Slot PowerPack battery charger.</li> </ul>	<ul style="list-style-type: none"> <li>▶DC Line Cord (CBL-DC-382A1-01) and Power Supply (PWR-BGA12V108W0WWW)</li> <li>▶AC Line Cord (23844-00-00R)</li> <li><u>For charging Spare PowerPack batteries:</u></li> <li>Four Slot PowerPack battery charger (SAC-ET5X-4PPK1-01), Power Supply (PWRS-14000-148C), and AC Line Cord (23844-00-00R)</li> </ul>
<p>SAC-ET5X-4PPK1-01</p>		<p>Four-Slot PowerPack Battery Charger</p>	<ul style="list-style-type: none"> <li>▶Charges up to 4 PowerPack batteries</li> <li>▶Can be used standalone or can be mounted to ShareCradle system</li> </ul>	<ul style="list-style-type: none"> <li>▶Power Supply (PWR-BGA12V50W0WWW and CBL-DC-388A1-01</li> <li>OR</li> <li>PWRS-14000-148C)</li> <li>▶AC Line Cord (23844-00-00R)</li> </ul>

BRKT-SCRD-SMRK-01		Multi-Slot ShareCradle Mounting Bracket	<ul style="list-style-type: none"> <li>Allows for rack and wall mounting of all Multi-Slot ShareCradles OR can be used to mount up to four 4-Slot PowerPack Battery Chargers.</li> <li>Bracket can be mounted on standard 19" network rack or on a wall.</li> <li>Cable routing slots &amp; removable power supply tray.</li> <li>Adjustable tabs &amp; screw mounts for easy hanging/installation with ability to support one Multi-Slot ShareCradle or four 4-Slot Battery Chargers and their power supplies.</li> </ul>	
25-124330-01R OR 25-MCXUSB-01R		Micro USB Cable for Charging (Windows OS) OR Micro USB Cable for Charging and Communication (Android OS)	<ul style="list-style-type: none"> <li>Can be used to charge ET5X via the USB port on the side of the device.</li> <li>Provides both charging and USB communication for Android OS tablets. Provides only charging for Windows OS tablets - no USB communication.</li> <li>NOTE: This charging method is NOT supported when Powerpack Battery (BTRY-ET5X-PRPK1-01) is installed in Expansion Back. A charge method using the charge contacts on the bottom of the ET5X must be used instead (i.e. Rugged Charge Connector/Charge Dongle, etc.).</li> <li>Can also be used to charge Powerpack Battery for Expansion Back (BTRY-ET5X-PRPK1-01) via micro USB port on side of battery.</li> </ul>	<p>USB Power Supply (PWR-WUA5V12W0xx / PWR-WUA5V6W0WW / PWRS-124306-01R) or comparable.</p> <p>Recommend using PWR-WUA5V12W0xx power supply for faster charging.</p>
CHG-ET5X-CBL1-01		Rugged Charge Connector/Charge Dongle	<ul style="list-style-type: none"> <li>Connects to charge contacts on bottom of ET5X.</li> <li>Barrel jack connector on side of Charge Dongle accepts power cord.</li> <li>Works with ET5X units with and without Rugged Frames.</li> <li>Includes shim which should be used with devices without the Rugged Frame (SG-ET5X-8RCSE1-02 or SG-ET5X-10RCSE1-01) attached.</li> </ul>	<p><u>To charge via AC power</u></p> <ul style="list-style-type: none"> <li>Power Supply (PWR-BGA12V50W0WW and CBL-DC-388A1-01)</li> <li>AC Line Cord (23844-00-00R)</li> </ul> <p><u>To charge in a vehicle</u></p> <ul style="list-style-type: none"> <li>12-24V Cigarette Lighter Adapter (1063406-031) OR</li> <li>12-24V Bare Wire Vehicle Adapter (1063406-030)</li> </ul>
ET50NE-W22E-MT01 (CPR may be required)		ET50 8" Kiosk	<ul style="list-style-type: none"> <li>Allows ET50 to be used as a wall mounted kiosk.</li> <li>This is a custom SKU developed for Loblaws.</li> <li>May require a CPR in order to sell to additional customers.</li> <li>Includes: <ul style="list-style-type: none"> <li>8" ET50 Windows 8.1 tablet</li> <li>Wall mount enclosure with 4 75mm VESA mounting holes</li> <li>Integrated downward facing SE3307 scanner (same scanner as CC5000 Android Kiosk)</li> <li>Power supply</li> </ul> </li> <li>Bottom rear of enclosure provides the following connections: <ul style="list-style-type: none"> <li>Power (power supply included)</li> <li>Ethernet (POE not supported)</li> <li>HDMI</li> <li>One USB-A 3.0</li> </ul> </li> <li>Access to ET50's side micro-USB and USB-A ports are blocked by wall mount enclosure.</li> </ul>	








<p>ProClip/Brodit various (3rd party)</p>		<p>ProClip/Brodit Cradle solutions</p> <p>See Zebra's ProClip accessory overview video at:</p>	<ul style="list-style-type: none"> <li>▶Cradle/holders for ET5X (8" and 10") for Vehicle/Forklift/Wall and Desktop installations</li> <li>▶Variety of cradle options: <ul style="list-style-type: none"> <li>- With/without Rugged Frame (standard or rugged connectors)</li> <li>- With/without Expansion Back</li> <li>- Wall, Cigarette Lighter, or Hard Wired Vehicle power (12V-48V) supply options</li> <li>- Key Locking option</li> <li>- ProClip Heavy and Super Duty Pedestal ready</li> <li>- VESA and AMPS mounting ready</li> <li>- Integrated USB port option - single port (for Printer, Keyboards, mouse, scanners)</li> <li>- Keyboard mount support for most common keyboards (iKey) also available.</li> </ul> </li> <li>▶USB port provides 900 mAh current - will not support DS3508-ER or DS3608-ER.</li> </ul>	
<p>Gamber Johnson (3rd party)</p> <p>(for 8" tablet) 7160-0861-00 - with power and Full Port Replication 7160-0788-00 - with power and 'Lite' Port Replication</p> <p>(for 10" tablet) 7160-0860-00 - with power and Full Port Replication 7160-0773-00 - with power and 'Lite' Port Replication 7160-0818-04 - provides power only 7160-0818-00 - unpowered</p> <p>Additional SKUs include various power supply options</p>		<p>Gamber Johnson Rugged Mount Forklift Cradle</p>	<ul style="list-style-type: none"> <li>▶For vehicle/fork lift operations</li> <li>▶Models with Full Port Replication provide the following ports: <ul style="list-style-type: none"> <li>- Power (barrel jack)</li> <li>- 2 USB</li> <li>- 1 powered serial port (via Pin 9)</li> <li>- HDMI</li> <li>- 1 Ethernet port</li> </ul> </li> <li>▶Models with 'Lite' Port Replication provide the following ports: <ul style="list-style-type: none"> <li>- Power (barrel jack)</li> <li>- 3 USB</li> <li>- 1 Ethernet port</li> </ul> </li> <li>▶The USB port closest to power jack will provide 1.2A current (can power DS3508-ER/DS3608-ER).</li> <li>▶The powered serial port is capable of providing enough current for the DS3508-ER/DS3608-ER .</li> <li>▶Support for serial port requires driver installation from <a href="http://www.gamberjohnson/product-support">http://www.gamberjohnson/product-support</a>. Android ET5X will require the driver to be integrated with the application needing serial port support.</li> <li>▶Uses 75mm VESA hole pattern for attaching RAM mounts and other brackets.</li> <li>▶Includes key lock</li> <li>▶Cradle models with Full Port replication have Rugged POGO pin connector. Requires ET5X with Rugged Frame and rugged I/O port.</li> <li>▶Un-powered or charge-only cradle models require ET5X with Rugged Frame (standard or rugged I/O port).</li> <li>▶Optional keyboard mount for iKey keyboards also available.</li> </ul>	<p><u>To Power Cradle:</u> <b>Via vehicle:</b> ▶3rd party Lind power supply, available from Gamber Johnson for 12-32 VDC, 20-60 VDC, or cigarette lighter adapter. <b>Via wall outlet:</b> ▶Power Supply (PWR-BGA12V50W0WW and CBL-DC-388A1-01) ▶AC Line Cord (23844-00-00R)</p> <p><u>For cradles with Full or Lite Port Replication:</u> ET5X must use Rugged Frame w/Rugged I/O connector (SG-ET5X-8RCSE1-02 or SG-ET5X-10RCSE1-01)</p> <p><u>For Un-Powered or Power-Only cradles:</u> ET5X must use Rugged Frame w/Standard connector (SG-ET5X-8CSE1) OR Rugged Frame with rugged I/O connector (SG-ET5X-8RCSE1-02 / SG-ET5X-10RCSE1-01)</p>


<p>Gamber Johnson (3rd party)</p> <p>7160-0981 (for 8" Forklift Cradle)</p> <p>7160-0982 (for 10" Forklift Cradle)</p>		<p>Thermal Cover for Forklift Cradle</p>	<ul style="list-style-type: none"> <li>▶Thermal tablet cover features revolutionary technology that keeps the ET5X warm in cross dock and freezing environments.</li> <li>▶Encases the Forklift Cradle and has a thermal pad heater connected to a thermostat that begins regulating heat around the cover if the outside ambient temperature is below 40°F (4.4°C).</li> <li>▶Cover ensures the ET5X will always stay warm and be in its optimum operating temperature, even in freezing environments.</li> </ul>	<p>Gamber Johnson Rugged Mount Forklift Cradle</p>
<p>Gamber Johnson (3rd party)</p> <p>7160-0799</p>		<p>Keyboard Mounting Tray for Forklift Cradle</p>	<ul style="list-style-type: none"> <li>▶Attaches to the back of any Gamber-Johnson Tablet Docking Stations and Cradles using the 75mm VESA pattern.</li> <li>▶The Tablet Keyboard Mount can be placed on any Gamber-Johnson Upper Pole, Motion Attachment or "smiley face" pattern found on a MCS Console System (ordered separately) allowing flexibility in how you want to place the keyboard in a vehicle</li> <li>▶Keyboard attaches using a circular mounting disk that has the AMPS hole pattern on it</li> <li>▶A tension knob is used to secure the keyboard to the tray and allows the keyboard to be rotated to an ergonomic position and locked into place</li> <li>▶An offset mounting pattern on the mounting disk provides adjustability to position the keyboard closer to the Docking Station or Cradle</li> <li>▶Keyboard can be tilted down 10° for working or 90° vertically when stowed, adjustable handle secures keyboard at the desired position</li> <li>▶Heavy gauge steel and aluminum construction for long-term durability</li> <li>▶Black powdercoat finish for maximum corrosion resistance</li> </ul>	<p>Gamber Johnson Rugged Mount Forklift Cradle</p>

**Communication Cables**






Part Number	Picture	Description	Notes	Required Items
<p>CBA-UF6-C12ZAR</p>		<p>ET5X to 36xx Series Scanner Cable (USB)</p>	<ul style="list-style-type: none"> <li>▶Typically used with ET5X Forklift cradles (i.e. Gamber-Johnson).</li> <li>▶Cable rated for 1.2A current</li> <li>▶Coiled cable is 12 ft long when extended</li> <li>▶Rated to -30°C for freezer environment use.</li> <li>▶When connected to STB3678/FLB3678, will charge a fully depleted battery in about 4.5 hours if host USB port is BC 1.2 compatible or about 10.5 hours for USB 2.0 host ports.</li> <li>▶Capable of powering DS3608-ER <u>only</u> when used with Gamber-Johnson Forklift Cradle (plug into high power USB port).</li> </ul>	
<p>CBA-U12-C09ZAR</p>		<p>Generic Cable to Scanners 34xx/35xx Cable (USB)</p>	<ul style="list-style-type: none"> <li>▶Typically used with ET5X Forklift cradles (i.e. Gamber-Johnson).</li> <li>▶Capable of powering D3508-ER only when used with Gamber-Johnson Forklift Cradle (plug into high power USB port).</li> <li>▶9 ft long when extended</li> </ul>	





CBA-U09-C15ZAR		Generic Cable to Scanners 34xx/35xx Cable (USB)	<ul style="list-style-type: none"> <li>Typically used with ET5X Forklift cradles (i.e. Gamber-Johnson).</li> <li>Capable of powering D3508-ER only when used with Gamber-Johnson Forklift Cradle (plug into high power USB port).</li> <li>15 ft long when extended</li> </ul>	
CBA-R71-C09ZAR		ET5X Gamber-Johnson Forklift Cradle to 36xx Series Scanner Cable (Serial)	<ul style="list-style-type: none"> <li>Connects to powered serial port on Gamber-Johnson forklift cradle with Full Port Replication. Cradle provides power to scanner on pin 9.</li> <li>Provides enough power for DS3608-ER.</li> <li>9 ft. coiled cable</li> <li>Not supported on Android ET5X units.</li> </ul>	Gamber-Johnson Forklift Cradle with Full Port Replication
CBA-RF2-C09ZAR		ET5X Gamber-Johnson Forklift Cradle to 36xx Series Scanner Cable (Serial) (Freezer Rated)	<ul style="list-style-type: none"> <li>Rated to -30°C for freezer environment use.</li> <li>Connects to powered serial port on Gamber-Johnson forklift cradle with Full Port Replication. Cradle provides power to scanner on pin 9.</li> <li>Provides enough power for DS3608-ER.</li> <li>9 ft. coiled cable</li> <li>Not supported on Android ET5X units.</li> </ul>	Gamber-Johnson Forklift Cradle with Full Port Replication
CBA-R37-C09ZAR		ET5X Gamber-Johnson Forklift Cradle to 34xx/35xx Series Scanner Cable (Serial)	<ul style="list-style-type: none"> <li>Connects to powered serial port on Gamber-Johnson forklift cradle with Full Port Replication. Cradle provides power to scanner on pin 9.</li> <li>Provides enough power for DS3508-ER.</li> <li>9 ft. coiled cable</li> <li>Includes improved strain relief design from CBA-R36-C09ZAR.</li> <li>Not supported on Android ET5X units.</li> </ul>	Gamber-Johnson Forklift Cradle with Full Port Replication
CBA-R36-C09ZAR		ET5X Gamber-Johnson Forklift Cradle to 34xx/35xx Series Scanner Cable (Serial)	<ul style="list-style-type: none"> <li>Discontinued 3/2013, now use CBA-R37-C09ZAR</li> <li>Connects to powered serial port on Gamber-Johnson forklift cradle with Full Port Replication. Cradle provides power to scanner on pin 9.</li> <li>Provides enough power for DS3508-ER.</li> <li>9 ft. coiled cable</li> <li>Not supported on Android ET5X units.</li> </ul>	Gamber-Johnson Forklift Cradle with Full Port Replication
P1031365-055		QLn Series Printer USB Cable	<ul style="list-style-type: none"> <li>Connects to USB port on ET5X</li> <li>6 ft. straight cable</li> </ul>	
PSA1U1E (3rd party)		Portsmith Desktop USB Ethernet Adapter	<ul style="list-style-type: none"> <li>Requires no separate power supply, has grounded wiring from both the USB and Ethernet ports, and operates on very low power draw directly from the USB connection.</li> <li>Molded end caps enable the adapters to be aligned side by side or top to bottom, for efficient use of desktop space and organization of cables.</li> <li>PSAK-UCE KIT includes: PSA1U1E adapter and three USB cables for connecting to a variety of devices.</li> <li>Can connect directly to ET5X (via USB port)</li> <li>ET5X does not support network boot option with adapter. Use CRD-ET5X-1SCOM1 for this.</li> </ul>	




PSA1U1E-E (3rd party)		Portsmit Rugged USB-A to Ethernet Adapter	<ul style="list-style-type: none"> <li>▶10/100 Mbps Ethernet with RJ45 Connection</li> <li>▶Extreme temperature ratings and sealed and enclosed electronics make for a durable solution</li> <li>▶Can connect directly to ET5X (via USB port)</li> <li>▶ET5X does not support network boot option with adapter. Use CRD-ET5X-1SCOM1 for this.</li> </ul>	
--------------------------	---	---	--	--

**Expansion Back Accessories / Attachments**








Part Number	Picture	Description	Notes	Required Items
ZBK-ET5X-8RH1-01 (for 8" tablet)  ZBK-ET5X-10RH1-01 (for 10" tablet)		Expansion Back with Rotating Hand strap	<ul style="list-style-type: none"> <li>▶No scanner</li> <li>▶Replaces existing battery door and screws down to back of tablet.</li> <li>▶Cap/Plug covers Powerpack battery compartment. Remove cap if using optional Powerpack battery (BTRY-ET5X-PRPK1-01)</li> </ul>	
ZBK-ET5X-8SCN1-01 (for 8" tablet)  ZBK-ET5X-10SCN1-01 (for 10" tablet)		SE4710 Scanner Expansion Back with Rotating Hand strap - For Windows OS	<ul style="list-style-type: none"> <li>▶Only compatible with Windows 8.1 or Windows 10 ET5X units. Scanner connects to ET5X as standard USB HID device (i.e. emulates keyboard).</li> <li>▶Uses SE4710 Scan engine</li> <li>▶Replaces existing battery door and screws down to back of tablet.</li> <li>▶Cap/Plug covers Powerpack battery compartment. Remove cap if using optional Powerpack battery (BTRY-ET5X-PRPK1-01)</li> </ul>	
ZBK-ET5X-8SCN5-01 (for 8" tablet)  ZBK-ET5X-10SCN5-01 (for 10" tablet)		SE4750 Scanner Expansion Back with Rotating Hand strap - For Windows OS	<ul style="list-style-type: none"> <li>▶Only compatible with Windows 8.1 or Windows 10 ET5X units. Scanner connects to ET5X as standard USB HID device (i.e. emulates keyboard).</li> <li>▶Uses SE4750 SR (Standard Range) Scan engine</li> <li>▶Replaces existing battery door and screws down to back of tablet.</li> <li>▶Cap/Plug covers Powerpack battery compartment. Remove cap if using optional Powerpack battery (BTRY-ET5X-PRPK1-01)</li> </ul>	
ZBK-ET5X-8SCN5-02 (for 8" tablet)  ZBK-ET5X-10SCN5-02 (for 10" tablet)		SE4750 Scanner Expansion Back with Rotating Hand strap - For Android OS	<ul style="list-style-type: none"> <li>▶Only compatible with Android ET5X units. Scanner connects to ET5X using SSI via USB interface (i.e. uses DataWedge).</li> <li>▶Uses SE4750 SR (Standard Range) Scan engine</li> <li>▶Replaces existing battery door and screws down to back of tablet.</li> <li>▶Cap/Plug covers Powerpack battery compartment. Remove cap if using optional Powerpack battery (BTRY-ET5X-PRPK1-01)</li> </ul>	
(3rd party)		MSR (Magnetic Strip Reader) Expansion Back	<ul style="list-style-type: none"> <li>▶Integrated MSR for payment transaction support with encrypted head</li> <li>▶Non-encrypted variant suitable for magnetic card reading – e.g. loyalty cards, identification cards etc.</li> <li>▶Replaces existing battery door and screws down to back of tablet.</li> <li>▶Does <u>not</u> provide compartment for the Powerpack battery (BTRY-ET5X-PRPK1-01)</li> </ul>	





(3rd party)		SRC (Smart Card Reader) Expansion Back	<ul style="list-style-type: none"> <li>►Adds enhanced device security and chip card reading.</li> <li>►Replaces existing battery door and screws down to back of tablet.</li> <li>►Does <u>not</u> provide compartment for the Powerpack battery (BTRY-ET5X-PRPK1-01)</li> </ul>	
(3rd party)		PAC (Payment Accessory Cover)	<ul style="list-style-type: none"> <li>►Payment Accessory Cover can be ordered to hold various payment terminals including: <ul style="list-style-type: none"> <li>- Ingenico iCMP</li> <li>- Miura M010</li> <li>- PAX D180</li> <li>- Verifone e355</li> </ul> </li> <li>►Payment terminal connects to ET5X via Bluetooth.</li> <li>►Replaces existing battery door and screws down to back of tablet.</li> <li>►Does <u>not</u> provide compartment for the Powerpack battery (BTRY-ET5X-PRPK1-01)</li> </ul>	







**Soft Goods**

Part Number	Picture	Description	Notes	Required Items
SG-ET5X-RHTP1-01		Replacement Rotating Hand Strap for Expansion Back	<ul style="list-style-type: none"> <li>►Adjustable and 360-degree rotatable handstrap that mounts on the back of the ET5X and provides secure option for holding the device.</li> </ul>	Expansion Back attachment
SG-ET5X-8HLST-01 (for 8" tablet)  SG-ET5X-10HLST-01 (for 10" tablet)		Operations Case	<ul style="list-style-type: none"> <li>►Allows tablet to be carried in three ways: <ol style="list-style-type: none"> <li>1. Via hand using Handle Strap (not included)</li> <li>2. On shoulder using Strap (not included)</li> <li>3. Across body using Strap (not included)</li> </ol> </li> <li>►Made of a leatherette material</li> <li>►Only supports tablet without Rugged Frame installed</li> <li>►Pen loop for stylus</li> <li>►Supports devices with Expansion Back attached</li> <li>►Four D Rings on each corner of case - supports wearing on shoulder, cross body etc. and also provide universal mounting points to accommodate accessories like CS4070 or PD40 in a separate pouch</li> </ul>	Handle Strap (SG-ET5X-HNDSTP-01) OR Breakaway Shoulder Strap (SG-ET5X-SHDRSTP-01) OR Universal Shoulder Strap/Cross Body Strap (58-40000-007R)
			See Agora/Ultima Case site for additional holstering options	Additional Holsters for ET5X





















SG-ET5X-HNDSTP-01		Handle Strap	<ul style="list-style-type: none"> <li>►Provides ease of carrying the tablet with plastic grips</li> <li>►Can be used with Rugged Frames or Operations Case</li> </ul>	<p><u>For use with Rugged Frames:</u></p> <ul style="list-style-type: none"> <li>►Rugged Frame</li> <li>►D-Clips (SG-ET5X-DCLIP-01)</li> </ul> <p><u>For use with Operations Case:</u></p> <ul style="list-style-type: none"> <li>►Operations Case</li> </ul>
SG-ET5X-SHDRSTP-01		Breakaway Shoulder Strap	<ul style="list-style-type: none"> <li>►Used with Operations Case or Rugged Frame with D-Clips</li> <li>►Has points near the clip that break when pulled - this is a safety feature for the user</li> </ul>	<p><u>For use with Rugged Frames:</u></p> <ul style="list-style-type: none"> <li>►Rugged Frame</li> <li>►D-Clips (SG-ET5X-DCLIP-01)</li> </ul> <p><u>For use with Operations Case:</u></p> <ul style="list-style-type: none"> <li>►Operations Case</li> </ul>
58-40000-007R		Universal Shoulder Strap/Cross Body Strap	<ul style="list-style-type: none"> <li>►Used with Operations Case or Rugged Frame with D-Clips</li> <li>►1.5" wide, 22 to 50" max. length</li> <li>►Does not use breakaway design</li> </ul>	<p><u>For use with Rugged Frames:</u></p> <ul style="list-style-type: none"> <li>►Rugged Frame</li> <li>►D-Clips (SG-ET5X-DCLIP-01)</li> </ul> <p><u>For use with Operations Case:</u></p> <ul style="list-style-type: none"> <li>►Operations Case "</li> </ul>
SG-ET5X-DCLIP-01		D-clips for Rugged Frame	<ul style="list-style-type: none"> <li>►Clips screw onto Rugged Frames and provide attachment point for Breakaway Shoulder Strap (SG-ET5X-SHDRSTP-01), Handle Strap (SG-ET5X-HNDSTP-01), or Universal Shoulder Strap (58-40000-007R)</li> <li>►Includes 2 clips with screws</li> </ul>	
SG-ET5X-8RCSE1-02 (for 8" tablet)		Rugged Frame with Rugged I/O connector	<ul style="list-style-type: none"> <li>►Increases drop spec to 6 ft. (1.8m)</li> <li>►Replaces standard I/O connector and I/O connector dust cover with rugged contact pad connectors</li> <li>►Rugged POGO pin connector accessories required when using this frame</li> <li>►Compatible with devices with Expansion Backs attached.</li> <li>►Includes screw points on back to attach optional D-Clips for optional Handle Strap or Shoulder Strap</li> </ul>	
SG-ET5X-10RCSE1-01 (for 10" tablet)				
SG-ET5X-8CSE1 (for 8" tablet)		Rugged Frame	<ul style="list-style-type: none"> <li>►Discontinued 2/2016, now use SG-ET5X-8RCSE1-02</li> <li>►Increases drop spec to 6 ft. (1.8m)</li> <li>►Two piece design is secured around tablet with torx screws (T6 size blade)</li> <li>►Notch in frame allows existing I/O and charging connectors on bottom of tablet to be used.</li> <li>►Compatible with devices with Expansion Backs attached.</li> <li>►Includes screw points on back to attach optional D-Clips for optional Handle Strap or Shoulder Strap</li> </ul>	



SG-ET5X-RGIO1-01		Replacement Rugged I/O Connector for Rugged Frames	<ul style="list-style-type: none"> <li>►Replaces I/O connector on Rugged Frame with Rugged I/O Connector</li> <li>►Can also be used to add Rugged I/O connector to a Rugged Frame without the rugged connector.</li> <li>►This is a spare/replacement connector. It is included with Rugged Frames with Rugged I/O connector (SG-ET5X-8RCSE1-02 and SG-ET5X-10RCSE1-01)</li> </ul>	Rugged Frame
3rd party		ProClip Tough Sleeve Case with integrated power connector	<ul style="list-style-type: none"> <li>►The ProClip Tough Sleeve Charging Holder is a protective sleeve with a built-in shock absorbing design that eliminates the need for an extra case.</li> <li>►Rugged and custom-machined ABS sleeves completely encapsulate and protect the tablet while simultaneously providing integrated power.</li> <li>►Includes a quick release sliding power block on the back, allowing the Tough Sleeve to be easily removed from the vehicle mount numerous times per day.</li> <li>►Not compatible with Rugged Frame or any Expansion Back Accessory.</li> </ul>	
Misc				
Part Number	Picture	Description	Notes	Required Items
KT-ET5X-8SCRN1-01 (for 8" tablet without Rugged Frame installed) KT-ET5X-8SCRN1-02 (for 8" tablet with Rugged Frame installed)  KT-ET5X-10SCRN1-01 (for 10" tablet without Rugged Frame installed) KT-ET5X-10SCRN1-02 (for 10" tablet with Rugged Frame installed)		Screen Protector	<ul style="list-style-type: none"> <li>►Film overlay</li> <li>►Protects screen from hazing, scratching, cracking</li> <li>►Order correct SKU depending on tablet display size and whether or not Rugged Frame will be used.</li> </ul>	
KT-ET5X-ASTY1-01		Active Stylus (for 10" Windows units)	<ul style="list-style-type: none"> <li>►Designed to be used only with Windows 10" tablet. Not compatible with 8" tablets or Android versions of 8" or 10" tablets.</li> <li>►Pen tip supports 256 levels of pressure detection</li> <li>►Uses one AAAA battery</li> <li>►Supports palm rejection and will work when water is on the display (will not work in areas of screen where water is pooled)</li> </ul>	

KT-ET5X-ASTY2-01		Active Stylus (for Android units)	<ul style="list-style-type: none"> <li>►Designed to be used only with Android units (8" or 10"). Not compatible with Windows units.</li> <li>►Pen tip supports 256 levels of pressure detection</li> <li>►Uses one AAAA battery</li> <li>►Supports palm rejection and will work when water is on the display (will not work in areas of screen where water is pooled)</li> </ul>	
SG-TC7X-STYLUS-03 (pack of 3)		Passive Stylus Kit with Tether	<ul style="list-style-type: none"> <li>►Includes fine-pitch, capacitive Stylus (SG-TC7X-STYLUS1-03) and coiled tether (KT-TC7X-TETHR1-03)</li> <li>►Conductive Carbon-filled plastic material w/ 5mm tip</li> <li>►Length of stylus is 3.5".</li> <li>►Rigid plastic stylus is optimized for enterprise durability.</li> <li>►Clip &amp; tether point to reduce loss. Tether to Handstrap on Expansion Back or D-Clip on Rugged Frame.</li> <li>►NOTE: Stylus is only supported on ET5X ANDROID devices running Android M or higher. Requires Touch Panel mode setting to be changed to Stylus mode.</li> </ul>	
SG-TC7X-STYEX1-3 (pack of 3)		Extended Length Passive Stylus	<ul style="list-style-type: none"> <li>►Conductive Carbon-filled plastic material w/ 5mm tip</li> <li>►Rigid plastic stylus is optimized for enterprise durability.</li> <li>►Clip &amp; tether point to reduce loss.</li> <li>►Clip &amp; tether point to reduce loss. Tether to Handstrap on Expansion Back or D-Clip on Rugged Frame.</li> <li>►NOTE: Stylus is only supported on ET5X ANDROID devices running Android M or higher. Requires Touch Panel mode setting to be changed to Stylus mode.</li> </ul>	
3rd party		Passive Stylus	<ul style="list-style-type: none"> <li>►Use any passive stylus that is designed to be used on tablets with capacitive touch screens.</li> <li>►Compatible with all ET5X tablet versions.</li> </ul>	
SG-ET5X-SLTETR-01		Coiled Tether for Stylus		
3rd party		Locking USB port cover/insert	<ul style="list-style-type: none"> <li>►Prevents unauthorized access/use of USB port on side of ET5X or on bottom of Gamber-Johnson vehicle cradles.</li> <li>►Requires "key" to install and remove the USB insert</li> <li>►Covers/inserts can be ordered in different colors, each color having a unique "key"</li> </ul>	



## Power Cords/Power Supplies

Part Number	Picture	Description	Notes	Required Items
PWR-WUA5V12W0US (US plug style) PWR-WUA5V12W0GB (UK plug style) PWR-WUA5V12W0EU (EU plug style) PWR-WUA5V12W0AU (Australia plug style) PWR-WUA5V12W0CN (China plug style) PWR-WUA5V12W0IN (India plug style)		USB Power Supply (high power)	<ul style="list-style-type: none"> <li>▶Used to power ET5X from Micro-USB port on side of device</li> <li>▶Can also be used to charge Powerpack Battery for Expansion Back (BTRY-ET5X-PRPK1-01) via micro USB port on side of battery.</li> <li>▶Provides higher current (2.5A) for faster charging</li> <li>▶100-240 VAC, 5 V, 2.5 A</li> </ul>	Micro USB Cable (25-124330-01R or 25-MCXUSB-01R)
PWR-WUA5V6W0WW		USB Power Supply	<ul style="list-style-type: none"> <li>▶Used to power ET5X from Micro-USB port on side of device</li> <li>▶Can also be used to charge Powerpack Battery for Expansion Back (BTRY-ET5X-PRPK1-01) via micro USB port on side of battery.</li> <li>▶Provides <b>1.2A output. Charging will be slower. Recommend using PWR-WUA5V12W0xx for faster charging.</b></li> <li>▶Includes four international plugs for use in US, UK, EU, and AU. Additional plugs can be purchased separately for other countries.</li> <li>▶5.2V, 1.2A, 6W output</li> <li>▶Provides US DOE Level VI compliance for power efficiency</li> </ul>	Micro USB Cable (25-124330-01R or 25-MCXUSB-01R)
CN-000803-01		<u>Spare/Replacement</u> USB Power Supply AC Clip for Australia (AUS)	<ul style="list-style-type: none"> <li>▶This AC Clip is normally included with PWR-WUA5V6W0WW</li> <li>▶2 pin Australia plug</li> </ul>	USB Power Supply (PWR-WUA5V6W0WW)
CN-000803-02		USB Power Supply AC Clip for Argentina (ARG)		USB Power Supply (PWR-WUA5V6W0WW)
CN-000803-03		USB Power Supply AC Clip for Korea (KOR)		USB Power Supply (PWR-WUA5V6W0WW)
CN-000803-04		<u>Spare/Replacement</u> USB Power Supply AC Clip for US (US)	<ul style="list-style-type: none"> <li>▶This AC Clip is normally included with PWR-WUA5V6W0WW</li> <li>▶2 pin US plug</li> </ul>	USB Power Supply (PWR-WUA5V6W0WW)
CN-000803-05		<u>Spare/Replacement</u> USB Power Supply AC Clip for Europe (EU)	<ul style="list-style-type: none"> <li>▶This AC Clip is normally included with PWR-WUA5V6W0WW</li> </ul>	USB Power Supply (PWR-WUA5V6W0WW)
CN-000803-06		<u>Spare/Replacement</u> USB Power Supply AC Clip for UK (UK)	<ul style="list-style-type: none"> <li>▶This AC Clip is normally included with PWR-WUA5V6W0WW</li> </ul>	USB Power Supply (PWR-WUA5V6W0WW)
CN-000803-07		USB Power Supply AC Clip for China (CHN)	<ul style="list-style-type: none"> <li>▶straight pins China plug</li> </ul>	USB Power Supply (PWR-WUA5V6W0WW)
CN-000803-08		USB Power Supply AC Clip for Brazil (BRA)	<ul style="list-style-type: none"> <li>▶2 pin Brazil plug</li> </ul>	USB Power Supply (PWR-WUA5V6W0WW)

CN-000803-09		USB Power Supply AC Clip for India (IND)		USB Power Supply (PWR-WUA5V6W0WW)
PWRS-124306-01R		USB Power Supply	<ul style="list-style-type: none"> <li>►Used to power ET5X from Micro-USB port on side of device</li> <li>►Can also be used to charge Powerpack Battery for Expansion Back (BTRY-ET5X-PRPK1-01) via micro USB port on side of battery.</li> <li>►Provides <b>1.2A output. Charging will be slower. Recommend using PWR-WUA5V12W0xx for faster charging.</b></li> <li>►Includes four international plugs for use in US, UK, EU, and AU</li> <li>►5V, 1.2A output</li> <li>►Discontinued 3/2017, now use PWR-WUA5V6W0WW</li> </ul>	Micro USB Cable (25-MCXUSB-01R)
CBL-DC-388A1-01		DC Power Cord	<ul style="list-style-type: none"> <li>►Used along with Power Supply PWR-BGA12V50W0WW to power Single Slot Cradle, Rugged Charge Connector/Charge Dongle, and 4-Slot Battery Charger.</li> <li>►Cable length is 1.8 meters</li> </ul>	
PWR-BGA12V50W0WW		Power Supply	<ul style="list-style-type: none"> <li>►Used to power Single Slot Cradle, Rugged Charge Connector/Charge Dongle, and 4-Slot Battery Charger.</li> <li>►100-240 VAC, 12V, 4.16A, 50W</li> <li>►Provides US DOE Level VI compliance for power efficiency.</li> <li>►Replaces PWRS-14000-148R and PWRS-14000-148C</li> </ul>	DC Line Cord (CBL-DC-388A1-01) and AC Line Cord (23844-00-00R)
KIT-PWR-12V50W		Power Supply Kit	<ul style="list-style-type: none"> <li>►Includes Power Supply (PWR-BGA12V50W0WW) and DC Line Cord (CBL-DC-388A1-01)</li> </ul>	AC Line Cord (23844-00-00R)
PWRS-14000-148R		Power Supply with integrated DC Cord	<ul style="list-style-type: none"> <li>►Discontinued 1/2017, now use PWR-BGA12V50W0WW and CBL-DC-388A1-01 - see PMB 2923 and PMB 2851</li> <li>►Used to power Single Slot Cradles and Rugged Charge Cable (CHG-ET5X-CBL1-01)</li> <li>►100-240 VAC, 12VDC, 3.33A</li> <li>►Energy Star Compliant</li> </ul>	
PWR-WGA12V60W-1WW		Power Supply for Single Slot Cradle/Docking Station	<ul style="list-style-type: none"> <li>►Discontinued 6/2016, now use PWRS-14000-148R - see PMB 2820</li> <li>►Used to power Single Slot Cradles</li> <li>►May be labeled with P/N KPL-060F</li> <li>►12V, 5A output</li> </ul>	
50-14000-148R		Power Supply with integrated DC Cord	<ul style="list-style-type: none"> <li>►Discontinued 12/2007 - replaced by KT-14000-148R</li> <li>►Used to power Rugged Charge Cable (CHG-ET5X-CBL1-01)</li> <li>►Can also be used to power Single Slot Cradles for demo purposes only. Not approved for deployments due to regulatory approvals.</li> </ul>	

KT-14000-148R		Power Supply with integrated DC Cord	<ul style="list-style-type: none"> <li>Replaces 50-14000-148R</li> <li>Used to power Rugged Charge Cable (CHG-ET5X-CBL1-01)</li> <li>Can also be used to power Single Slot Cradles for demo purposes only. Not approved for deployments due to regulatory approvals.</li> <li>Discontinued 12/2010 - now use PWRS-14000-148R</li> </ul>	
PWRS-14000-148C		Power Supply with integrated DC Cord	<ul style="list-style-type: none"> <li>Has additional ferrite from KT-14000-148R to provide additional noise suppression.</li> <li>Used to power 4-Slot PowerPack Battery Charger (SAC-ET5X-4PPK1-01)</li> <li>100-240 VAC, 12VDC, 3.33A</li> <li>Energy Star Compliant</li> <li>To be discontinued 2/2017, now use PWR-BGA12V50W0WW and CBL-DC-388A1-01.</li> </ul>	AC Line Cord (23844-00-00R)
CBL-DC-381A1-01		DC Power Cord	<ul style="list-style-type: none"> <li>Used to power 5-Slot ShareCradles when using Level VI Efficiency power supply (PWR-BGA12V108W0WW)</li> <li>This cable does not include the black extension release latch which is not required when used on Multi-Slot ShareCradles.</li> <li>CBL-DC-382A1-01 is still typically used though.</li> </ul>	
CBL-DC-382A1-01		DC Power Cord	<ul style="list-style-type: none"> <li>Used with Power Supply PWR-BGA12V108W0WW to power Multi-Slot ShareCradles.</li> </ul>	
50-16002-029R		DC Power Cord	<ul style="list-style-type: none"> <li>Used with Power Supply PWRS-14000-241R to power Multi-Slot ShareCradles</li> <li>Discontinued 2/2017, now use CBL-DC-382A1-01 - PMB 2851 and 2933</li> </ul>	
PWR-BGA12V108W0WW		Power Supply	<ul style="list-style-type: none"> <li>Used to power Multi-Slot ShareCradles</li> <li>100-240 VAC, 12V, 9A, 108W</li> <li>Provides US DOE Level VI compliance for power efficiency.</li> <li>Replaces PWRS-14000-241R</li> </ul>	CBL-DC-382A1-01 and 23844-00-00R
PWRS-14000-241R		Power Supply	<ul style="list-style-type: none"> <li>Replaces 50-14000-241R</li> <li>Used to power Multi-Slot ShareCradles</li> <li>100-240VAC, 12VDC, 9A</li> <li>Energy Star Compliant</li> <li>Discontinued 2/2017, now use PWR-BGA12V108W0WW - PMB 2851 and 2933</li> </ul>	
50-14001-004R		Power Supply	<ul style="list-style-type: none"> <li>Discontinued 12/2007 - replaced by 50-14000-241R</li> <li>Used to power Multi-Slot ShareCradles</li> </ul>	
50-14000-241R		Power Supply	<ul style="list-style-type: none"> <li>Replaces 50-14001-004R</li> <li>Used to power Multi-Slot ShareCradles</li> <li>Discontinued 12/2010 - now use PWRS-14000-241R</li> </ul>	
23844-00-00R		AC Line Cord		




P1063406-031		12-24V Car Charger (Cigarette Lighter Adapter)	<ul style="list-style-type: none"> <li>►Used with Rugged Charge Dongle (CHG-ET5X-CBL1-01) to charge unit's battery in a vehicle.</li> <li>►Plugs into cigarette lighter.</li> <li>►This is the same adapters used to charge Zebra mobile printers in a vehicle.</li> </ul>	Rugged Charge Dongle (CHG-ET5X-CBL1-01)
P1063406-030		12-24V Car Charger (Bare Wire connectors)	<ul style="list-style-type: none"> <li>►Used with Rugged Charge Dongle (CHG-ET5X-CBL1-01) to charge unit's battery in a vehicle.</li> <li>►Plugs into cigarette lighter.</li> <li>►This is the same adapters used to charge Zebra mobile printers in a vehicle.</li> <li>►NOTE: As of 9/2017 this charger has not been officially approved by Zebra Engineering. Please have your Zebra account team open a Custom Products Request if you would like this charger certified.</li> </ul>	Rugged Charge Dongle (CHG-ET5X-CBL1-01)

### Keyboards - Used with Gamber-Johnson Fork Lift Cradle

Part Number	Picture	Description	Notes	Required Items
1616314 (English) 1616315 (French) 1616316 (German) ►Discontinued 12/2015 - PMB 2723		Small Keyboard	<ul style="list-style-type: none"> <li>►Connects to USB port on device</li> <li>►86 keys, includes F1-F10 (F11-F12 shifted)</li> <li>►Includes mouse joystick</li> <li>►IP65 sealing</li> <li>►Cable length is 60 cm (~23")</li> <li>►Keys are NOT backlit</li> </ul>	Gamber-Johnson Keyboard Tray (7160-0799) NOTE: Holes in Keyboard Tray will not align with mounting bolts on keyboard. Tray will need additional holes drilled to line up with keyboard bolts.
SLK-101-M-USB-3F		iKey Keyboard, 101 key	<ul style="list-style-type: none"> <li>►101 Backlit keys</li> <li>►Connects to USB port on device</li> <li>►10-Key Numeric Pad</li> <li>►12 Function Keys</li> <li>►Built-In Mounting holes</li> <li>►Windows Function Keys</li> </ul>	Gamber-Johnson Keyboard Tray (7160-0799)
9010376		iKey Keyboard, English	<ul style="list-style-type: none"> <li>►Connects to USB port on device</li> <li>►12 function keys, 86 key functionality</li> <li>►Meets NEMA 4X specifications ensuring that keyboard is sealed against the elements or unwanted spills and can be totally washed down.</li> <li>►Backlit keys</li> <li>►Includes integrated HulaPoint II™ mouse</li> </ul>	Gamber-Johnson Keyboard Tray (7160-0799)
9010377		iKey Color Keyboard, English	<ul style="list-style-type: none"> <li>►Connects to USB port on device</li> <li>►8 function keys, 72 key functionality</li> <li>►Backlit keys</li> </ul>	Gamber-Johnson Keyboard Tray (7160-0799)
3rd party		Additional Keyboard options		Gamber-Johnson Keyboard Tray (7160-0799)

### Batteries

Part Number	Picture	Description	Notes	Required Items
BTRY-ET5X-8IN1-1		Replacement Internal Battery for 8" tablet (5900 mAh)	<ul style="list-style-type: none"> <li>►This is the main battery that is internal to the ET5X</li> <li>►Provides 5-6 hrs continuous WLAN usage with display on OR 4-5 hrs continuous WAN usage with display on</li> </ul>	

BTRY-ET5X-10IN1-1		Replacement Internal Battery for 10" tablet (8700 mAh)	<ul style="list-style-type: none"> <li>► This is the main battery that is internal to the ET5X</li> <li>► Provides 8-9 hrs continuous WLAN usage with display on OR 7-8 hrs continuous WAN usage with display on</li> </ul>	
BTRY-ET5X-PRPK1-01		Powerpack Battery for Expansion Back (6800 mAh)	<ul style="list-style-type: none"> <li>► Designed for use with optional Expansion Back</li> <li>► Hot swappable enables 24x7 usage</li> <li>► This battery rapid charges the ET5X's internal main battery.</li> <li>► Has 5 LED indicators for charge status</li> <li>► Micro-USB port allows battery to be charged while not attached to ET5X - recommend using PWR-WUA5V12W0xx USB charger for faster charging.</li> </ul>	Expansion Back attachment
KT-ET5X-8BTDR1-01 (for 8" tablet)  KT-ET5X-10BTDR1-01 (for 10" tablet)		Replacement Main/Internal Battery Door		



**SoluTechnic Adis Ouest**  
8 rue du Luxembourg • Parc d'activité Ouest • BP 10 010  
Voie Express NANTES - CHOLET • Saint Germain Sur Moine  
49230 SÈVREMOINE • Tél +33 (0)2 41 49 18 30  
[www.stao-eu.fr](http://www.stao-eu.fr) [contact@stao-eu.fr](mailto:contact@stao-eu.fr)



STAO  
votre partenaire  
traçabilité  
et identification