

---

# QUICK START GUIDE

---

[www.cardPresso.com](http://www.cardPresso.com)

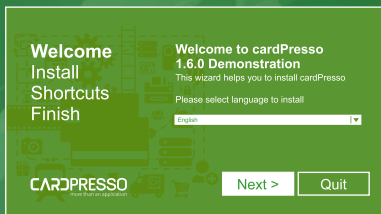
**CARDPRESSO**  
more than an application

# INSTALL . WINDOWS VERSION


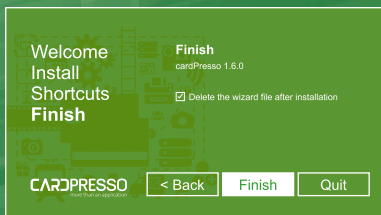
## WELCOME

Plug the provided USB key on one of your PC available USB ports, the AutoPlay will run automatically, choose the Open folder to view files option.

Double-click on cardPresso executable file and the Installation Wizard will run, the Welcome view is displayed where you can verify the Serial Number of your product and also select the language to install. To proceed with the installation click the Next button.



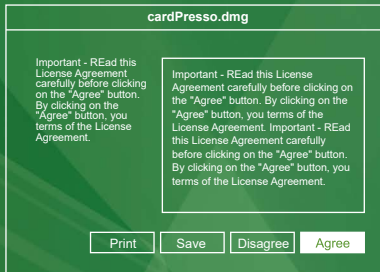
Click Finish to install cardPresso.



# INSTALL . MAC VERSION

## WELCOME


Plug the USB key and double click on USB drive icon, then double-click on cardPresso.dmg file and the end user license agreement appears, click Agree in order to proceed.




Now drag and Drop cardPresso icon into the Applications alias in order to install.



# HOW TO START WELCOME VIEW



 Create a Card

 Create a New Card

 Open Templates


 Create a Card Using Wizard

 Open a Card

 Production Mode

 Users Login

# HOW TO START DESIGN VIEW



# HOW TO START DATABASE VIEW

The screenshot displays the cardPresso 1.6.0.0 application window. The main area is titled 'ID CARD SOFTWARE' and 'more than an application'. A central window titled 'Edit Database View' is open, showing a form with the following fields:

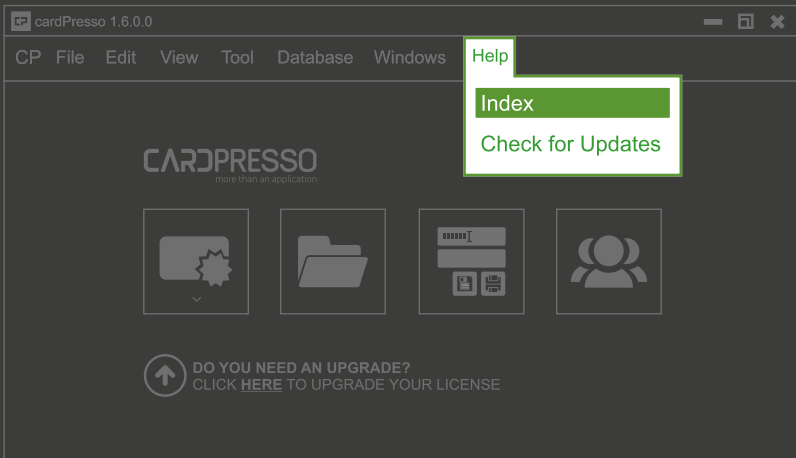
Employee ID	5	Salary	500000.00	Hire Date	1992/09/13 (00:00:00)
Supervisor ID	2	Birth Date	1975/03/04 (00:00:00)	Photo	
Last Name	Buchanan	Reports To	2	Position	Sales Manager
First Name	Steven	Home Phone	(715)554-8485		

Below the form is a 'Table View' button. To the right, a 'Preview' panel shows search criteria: 'Employee ID' is set to 5, and the search is wrapped around. It reports 'Found in record: 5' and 'Found the 1st occurrence from the top'.

- Document options
- Edit Database and Table view
- Database Search

# ID CARD SOFTWARE

## NEED HELP?



\*Access embedded full manual - **HELP MENU > Index**



[support@cardpresso.com](mailto:support@cardpresso.com)  
or [www.cardpresso.com/help-center-cp](http://www.cardpresso.com/help-center-cp)



# CARDPRESSO

more than an application

FOLLOW US

